


High Resolution Mirror Assembly (HRMA): The Assembly Challenges

Gary Matthews (ITT), Kathy Rapp (ITT), Craig Golisano (ITT), Charlie Atkinson (NGAS)


Center Aperture Plate during machining




HRMA Structure showing the Mirror Flexures



Thermal Precollimator



HRMA Structure during P6 alignment



HRMA Structure complete



H1 Mirror on Mirror Alignment System (MAS)




H1 Mirror being lowered



All mirrors installed. Final wiring in progress prior to collimator installations



All P-mirrors installed. Note CAP Offloaders/Hardpoints



All H-mirrors installed. Note MAS interface points on the tops of the mirrors



Final inspection of P-mirrors. Note Pre-Collimator in the background



Post Collimator being integrated onto the HRMA structure



HRMA bagged and ready for shipment



Shipment to MSFC for X-ray Testing by C5-A

